

### Simulation of the Lamb waves propagation on the plate which contacts with gas containing iron ore pulp in Waveform Revealer toolbox



**Vladimir Morkun**

*Vice-Rector for research, Doctor of Science, Professor, Head of Computer Science, Automation and Control Systems department  
State Higher Educational Institution "Kryvyi Rih National University",  
Ukraine*



**Natalia Morkun**

*PhD, Associate professor of Economic Cybernetics and Project Management Department  
State Higher Educational Institution "Kryvyi Rih National University",  
Ukraine*



**Andrey Pikilnyak**

*PhD- student, research assistant of the Computer Science, Automation and Control Systems department  
State Higher Educational Institution "Kryvyi Rih National University",  
Ukraine*

Abstract

A method for the effective control of the pulp gas phase composition in the flotation process using dynamic effects of high energy ultrasound on the base of phased array technology and determination of its parameters are described.

Key words: ULTRASOUND, PULP, CONTROL, LAMB WAVES

Lamb waves are elastic perturbations propagating in a solid plate (layer), which has a displacement in the direction of wave propagation and perpendicular to the plane of the plate [1].

Various methods and devices of ultrasonic testing, which found application in process automation in [2-13] are discussed. It is noted the advantages of these methods, such as high accuracy and reliability in aggressive media parameters measuring. Thus, the use of these methods is one of the most promising approaches in the development of measurement systems for the process automation.

The ultrasonic measurement methods in the practice of minerals beneficiation have been used primarily for determining the parameters of the pulp, as well as for liquid and lumpy materials level monitoring in process vessels.

In [2,3] it is shown that the intensity measurement of high-frequency ultrasonic oscillations passing through a controlled volume of pulp, as well as surface ultrasonic Lamb waves passed a fixed distance on the surface which contacts with the investigated medium during high-energy ultrasound exposure. The ultrasound intensity which varies on the well-known law, allow us to estimate the pulp reduced ore particle size distribution function, ie its particle size distribution of the solid phase.

The purpose is to investigate the features of Lamb waves propagation on the steel plate which contacts within a randomly heterogeneous medium (gas containing iron ore pulp) in the process of its natural and specially organized movement.

Let's consider a plane harmonic Lamb wave which propagates in the plate with thickness  $2d$  in the positive direction of the axis  $X$ . Let's introduce the scalar  $\phi$  and vector  $\psi$  displacement potentials, describing longitudinal and transverse waves respectively for the region occupied by the plate. Values of  $\phi$  and  $\psi$  can be represented in the following form[1]

$$\phi = A_s chqze^{ikx} + B_a shqze^{ikx}, \quad (1)$$

$$\psi = D_s shsze^{ikx} + C_a chsze^{ikx}, \quad (2)$$

$A_s, B_a, C_a, D_s$  - are the arbitrary constants;  $k$  - is the wave number of the Lamb waves;

$$q = \sqrt{k^2 - k_l^2}; \quad s = \sqrt{k^2 - k_t^2}$$

The values of the wave number  $k$  are determined from the characteristic equations

$$\begin{aligned} & \left(k^2 + s^2\right)^2 ch \cdot qh \cdot sh \cdot sd - \\ & -4k^2 qs \cdot sh \cdot qd \cdot ch \cdot sd = 0 \end{aligned}, \quad (3)$$

$$\begin{aligned} & \left(k^2 + s^2\right)^2 sh \cdot qd \cdot ch \cdot sd - \\ & -4k^2 qs \cdot ch \cdot qd \cdot sh \cdot sd = 0 \end{aligned}, \quad (4)$$

After some simple mathematical transformations the expressions for calculation of desired potentials can be obtained by

$$\phi = A_s ch \cdot q_s ze^{ik_s x} + B_a sh \cdot q_a ze^{ik_a x}, \quad (5)$$

$$\begin{aligned} \psi = & \frac{2ik_s q_s sh \cdot q_s d}{\left(k_s^2 + s_s^2\right) shs_s d} A_s sh \cdot s_s ze^{ik_s x} + \\ & + \frac{2ik_a q_a ch \cdot q_a d}{\left(k_a^2 + s_a^2\right) ch \cdot s_a d} B_a chs_a ze^{ik_a x} \end{aligned} \quad (6)$$

$$\text{where } q_{s,a} = \sqrt{k_{s,a}^2 - k_l^2}; \quad S_{s,a} = \sqrt{k_{s,a}^2 - k_t^2}.$$

Expressions (5) and (6) allows to calculate the displacement components  $U$  and  $W$  [1]

$$U = U_s + U_a, \quad (7)$$

$$(7)$$

$$W = W_s + W_a, \quad (8)$$

$$(8)$$

$$U_s = Ak_s \left( \frac{ch \cdot q_s z}{sh \cdot q_s d} - \frac{2q_s s_s}{k_s^2 + s_s^2} \frac{sh \cdot s_a z}{ch \cdot s_a d} \right) \times e^{i\left(k_s x - \omega t - \frac{\pi}{2}\right)}, \quad (9)$$

$$U_a = Bk_a \left( \frac{sh \cdot q_a z}{ch \cdot q_a d} - \frac{2q_a s_a}{k_a^2 + s_a^2} \frac{sh \cdot s_a z}{ch \cdot s_a d} \right) \times e^{i\left(k_a x - \omega t - \frac{\pi}{2}\right)}, \quad (10)$$

$$W_s = -Aq_s \left( \frac{sh \cdot q_s z}{sh \cdot q_s d} - \frac{2k_s^2}{k_s^2 + s_s^2} \frac{sh \cdot s_s z}{sh \cdot s_s d} \right) \times e^{i(k_s x - \omega t - \frac{\pi}{2})}, \quad (11)$$

$$W_a = -Bq_a \left( \frac{ch \cdot q_a z}{ch \cdot q_a d} - \frac{2k_a^2}{k_a^2 + s_a^2} \frac{ch \cdot s_a z}{ch \cdot s_a d} \right) \times e^{i(k_a x - \omega t - \frac{\pi}{2})} \quad (12)$$

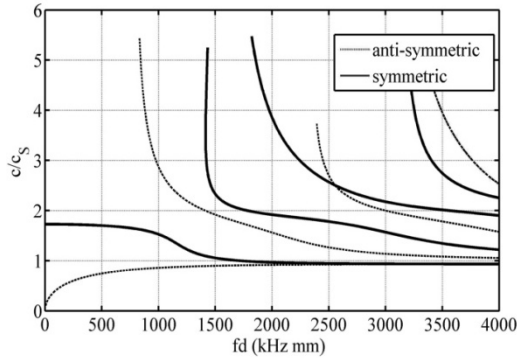
where  $A$  and  $B$  – constants.

By analyzing (5) - (12) it can be noticed that in the first wave group, which marked with index  $s$ , the motion is symmetrical relative to the plane  $Z = 0$  (i.e., in the upper and lower plate halves the displacement  $U$  has the same sign and the displacement  $W$  is opposite). In the second

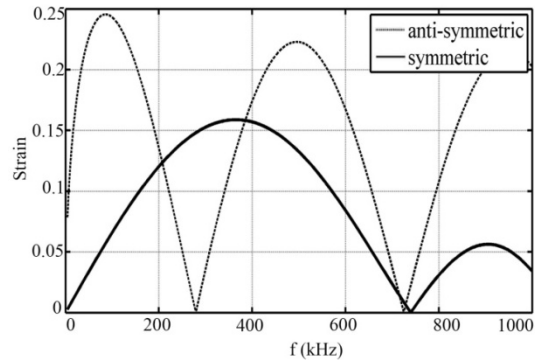
group of waves marked with index  $a$ , the motion is anti-symmetric relative to the plane  $Z = 0$  (i.e., in the upper and lower plate halves the displacement  $U$  has opposite signs, and the displacement  $W$  has the same sign).

The first group waves are symmetric Lamb waves and the second group waves are anti-symmetric. The finite number of symmetric and anti-symmetric Lamb waves which differ from each other by phase and group velocities, as well as the distribution of displacements and plate thickness stresses in the plate with thickness of  $2d$  at frequency  $\omega$  can be defined.

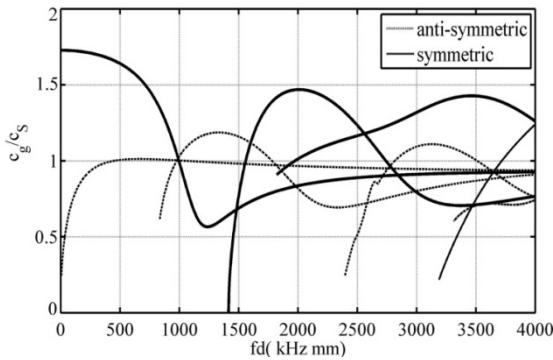
To simulate Lamb wave phase and group velocity, wavelength and tuning for the stainless steel we use the software tools of Waveform Revealer package in Matlab (Fig.1–4 [14]).



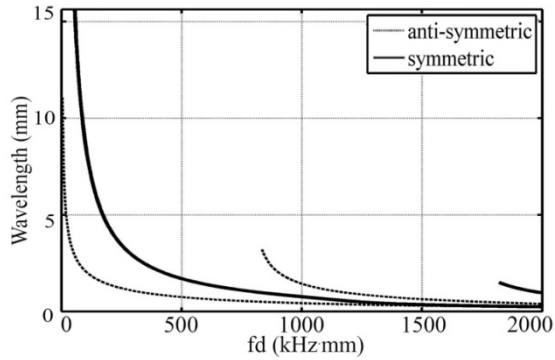
**Figure 1** Lamb wave phase velocity of Steel



**Figure 2** Tuning of Steel: Strain



**Figure 3** Lamb wave group velocity of Steel



**Figure 4** Lamb wavelength of Steel

## Conclusions

The experimental results confirm the effectiveness of the above approach, and the Waveform Revealer package is useful and effective tool for simulation of Lamb waves propagation in different materials

## References

1. Viktorov I. *Fizicheskiye osnovy primeneniya ultrazvukovykh voln Releya i Lemba v tekhnike*, Moscow, Nauka, 1966.

2. Lamb H. *On waves in an elastic plate*. Proc. Roy. Soc., No 93, (1917): 114.
3. Rzhavskiy V., Yamshchikov V. *Ultrazvukovoy kontrol i issledovaniya v gornom dele*, Moscow, Nedra, 1968.
4. Brajnikov N., Shavykina N., Gordeev, A., Skripalov V. The use of Lamb waves for level detection of liquid media. *Instrumentation and control systems*, No 9, (1975), p.p. 31-32.

5. Gumanyuk M. *Ultrasound in mining automation*. Kiev, Tehnika, 1970.
6. Yamschikov V., Korobeynikov N. *The use of ultrasound in the mining industry: a review*. Moscow: Nedra, 1967.
7. Brajnikov N. *Ultrasonic methods*. Moscow, Energy, 1975
8. Bergman L. *Ultrazvuk i yego primeneniye v nauke i tekhnike*. Moscow, Izdatelstvo inostran. lit., 1957.
9. Morkun V. *Ultrasonic characteristics testing of crushed materials and ore crushing-classification processes adaptive control based on it*, Dr. Sc thesis, Kryvyi Rih, 1999.
10. Morkun V., Morkun N., Pikilnyak A. Simulation of high-energy ultrasound propagation in heterogeneous medium using k-space method, *Metallurgical and Mining Industry*, 2014, No3, p.p. 23-27
11. Morkun V. S., Morkun N. V., Pikilnyak A.V. Ultrasonic phased array parameters determination for the gas bubble size distribution control formation in the iron ore flotation, *Metallurgical and Mining Industry*, 2014, No3, p.p. 28-31.
12. Morkun V., Morkun N., Pikilnyak A. The gas bubble size distribution control formation in the flotation process, *Metallurgical and Mining Industry*, 2014, No4, p.p. 42-45
13. Morkun V., Morkun N., Pikilnyak A.. The study of volume ultrasonic waves propagation in the gas-containing iron ore pulp, *Ultrasonics*, No 56C, (2015): 340-343.
14. LAMSS. Available at:  
<http://www.me.sc.edu/Research/lamss/>